

Scaled data based on original data using
LM-79-08 Approved Method: Electrical and Photometric Measurements of Solid-
State Lighting Products

Test Report Prepared for
Cooper Lighting Solutions
(formerly Eaton)

Brand: McGRAW-EDISON

Report Number: P648304

Luminaire Tested: **GALN-SA3B-835-U-5WQ-GRSBK**

Issue Date: 5/27/2021

Test Information

Test Method: LM-79-08
Report Number: P648304
TEST IS SCALED FROM IESNA LM-79-08 TEST DATA (G3-2011-057-1)
Test Lab: INNOVATION CENTER
Issue Date: 5/27/2021
Manufacturer: COOPER LIGHTING SOLUTIONS (FORMERLY EATON)
Product Line: McGRAW-EDISON
Catalog Number: GALN-SA3B-835-U-5WQ-GRSBK
Description: GALLEON AREA AND ROADWAY LUMINAIRE
(3) 80 CRI, 3500K, 800mA LIGHTSQUARES WITH 16 LEDS EACH AND TYPE V WIDE OPTICS WITH BLACK GLARE REDUCTION SHIELD
Light Source: -
Ballast/Driver: ELECTRONIC DRIVER

Summary

Lumens per Lamp: N/A
Luminaire Lumens: 6937.4 lumens
Efficiency: N/A
Efficacy: 57.3 lumens/watt
Luminous Opening: Rectangular (W 1' x L: 1' x H: 0')
IES Classification: Type V - Short
BUG Rating: B3 - U0 - G0

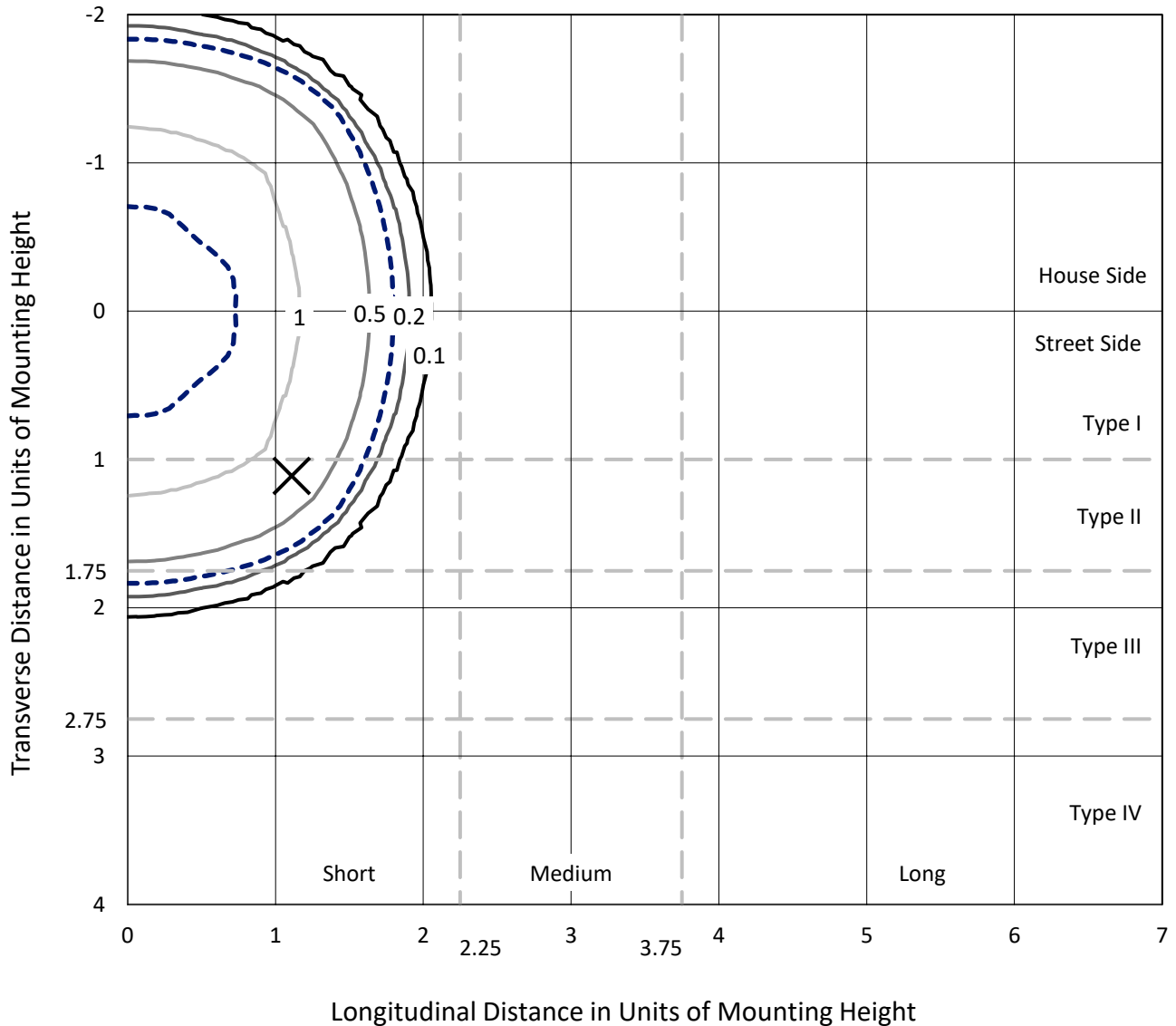
Input Watts (W): 121
Input Voltage (V): NR
Input Current (Ain): NR
Voltage Rise (V): NR
Power Factor: NR
Total Harmonic Distortion (THDi): NR
Frequency (hertz): 60
Stabilization Time: NR
Operation Time: NR
Ambient Temperature (°C): NR
Test Distance: 24 FT



REPORT NUMBER: P648304
 CATALOG NUMBER: GALN-SA3B-835-U-5WQ-GRSBK

Iso-Footcandle Lines of Horizontal Illumination

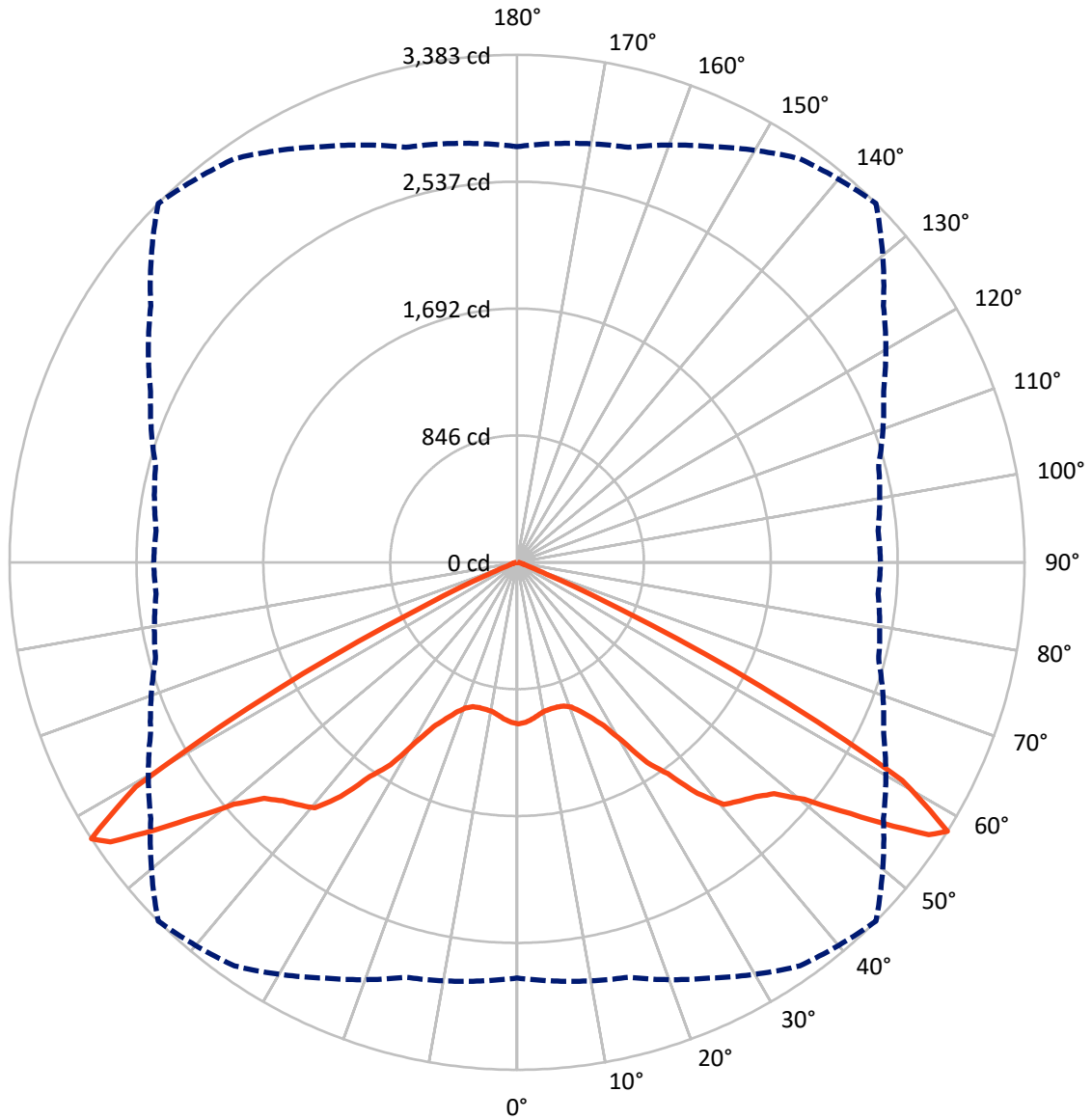
× Max cd
 - - - 1/2 Max cd



Based on 25 foot mounting height. Maximum calculated value = 1.7 fc
 Type V - Short - N/A

REPORT NUMBER: P648304
CATALOG NUMBER: GALN-SA3B-835-U-5WQ-GRSBK

Luminous Intensity Polar Plot



— Vertical Plane Through 45-Deg Lateral - - - Horizontal Cone Through 57.5-Deg Vertical

REPORT NUMBER: P648304
 CATALOG NUMBER: GALN-SA3B-835-U-5WQ-GRSBK

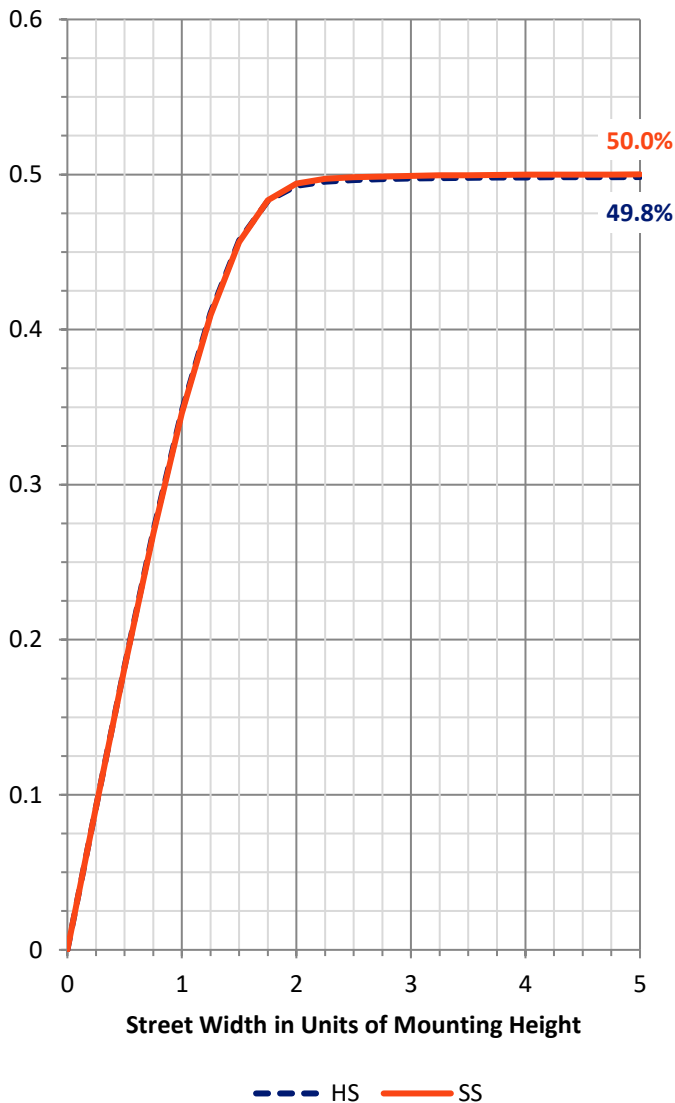
FLUX DISTRIBUTION:

		Downward	Upward	Total
House Side	Lumens	3468.7	0.0	3468.7
	% Fixture	50.0	0.0	50.0
Street Side	Lumens	3468.7	0.0	3468.7
	% Fixture	50.0	0.0	50.0
Total	Lumens	6937.4	0.0	6937.4
	% Fixture	100.0	0.0	100.0

Coefficient of Utilization

ZONAL LUMENS:

Zone	Lumens	% Fixture
0°-10°	98.9	1.4
10°-20°	285.8	4.1
20°-30°	527.6	7.6
30°-40°	1037.6	15.0
40°-50°	1689.9	24.4
50°-60°	2410.0	34.7
60°-70°	834.4	12.0
70°-80°	44.8	0.6
80°-90°	8.4	0.1
90°-100°	0.0	0.0
100°-110°	0.0	0.0
110°-120°	0.0	0.0
120°-130°	0.0	0.0
130°-140°	0.0	0.0
140°-150°	0.0	0.0
150°-160°	0.0	0.0
160°-170°	0.0	0.0
170°-180°	0.0	0.0
0°-90°	6937.4	100.0
0°-180°	6937.4	100.0

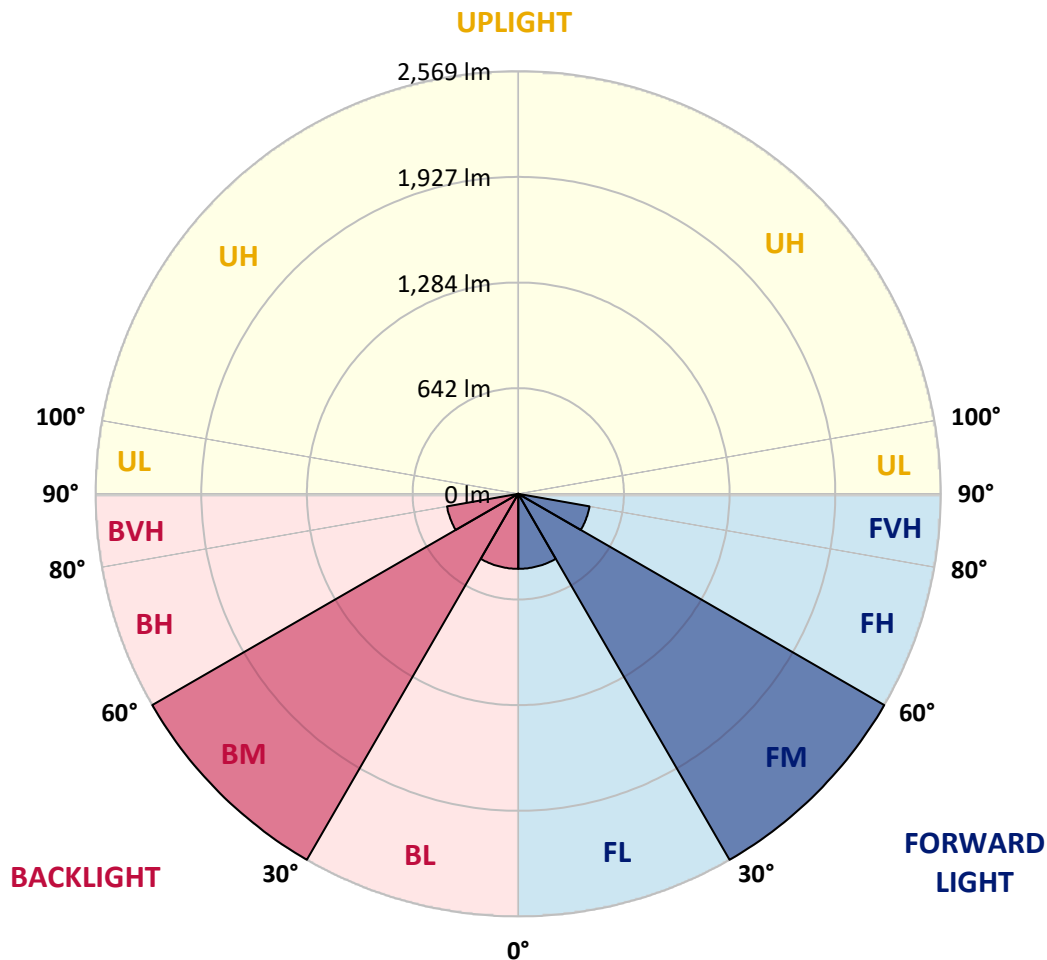


REPORT NUMBER: P648304
 CATALOG NUMBER: GALN-SA3B-835-U-5WQ-GRSBK

LUMINAIRE CLASSIFICATION SYSTEM LUMEN TABLE AND BUG RATING:

Zone	Lumens	% Fixture	Zone Rating/Lumen Limit		
			B	U	G
FL (0°-30°)	456.1	6.6			
FM (30°-60°)	2568.8	37.0			
FH (60°-80°)	439.6	6.3			G0/660
FVH (80°-90°)	4.2	0.1			G0/10
BL (0°-30°)	456.1	6.6	B1/500		
BM (30°-60°)	2568.8	37.0	B3/5000		
BH (60°-80°)	439.6	6.3	B1/500		G0/660
BVH (80°-90°)	4.2	0.1			G0/10
UL (90°-100°)	0.0	0.0		U0/0	
UH (100°-180°)	0.0	0.0		U0/0	

BUG Rating: B3-U0-G0
 Type V Short





REPORT NUMBER: P648304

CATALOG NUMBER: GALN-SA3B-835-U-5WQ-GRSBK

CANDELA DISTRIBUTION (FULL):

	0°	5°	15°	25°	35°	45°	55°	65°	75°	85°	90°
0°	1076.1	1076.1	1076.1	1076.1	1076.1	1076.1	1076.1	1076.1	1076.1	1076.1	1076.1
2.5°	1073.2	1079.0	1071.7	1068.8	1067.4	1067.4	1063.1	1063.1	1061.6	1063.1	1057.3
5°	1055.8	1061.6	1061.6	1060.2	1051.5	1050.0	1045.7	1042.8	1044.2	1038.5	1042.8
7.5°	1038.5	1042.8	1037.0	1035.6	1032.7	1026.9	1025.4	1012.4	1013.9	1013.9	1016.7
10°	1035.6	1034.1	1025.4	1018.2	1009.5	1008.1	1003.7	1000.8	1000.8	999.4	1003.7
12.5°	1035.6	1028.3	1026.9	1011.0	996.5	1002.3	990.7	983.5	993.6	996.5	1002.3
15°	1034.1	1041.3	1016.7	1009.5	999.4	1000.8	990.7	983.5	989.2	992.1	996.5
17.5°	1042.8	1038.5	1031.2	1016.7	1012.4	1006.6	993.6	987.8	987.8	995.0	996.5
20°	1065.9	1054.4	1039.9	1032.7	1037.0	1029.8	1013.9	992.1	997.9	1003.7	1008.1
22.5°	1087.7	1079.0	1068.8	1064.5	1089.1	1077.5	1050.0	1025.4	1016.7	1026.9	1034.1
25°	1129.6	1129.6	1110.8	1116.6	1144.0	1145.5	1113.7	1070.3	1064.5	1068.8	1071.7
27.5°	1214.9	1219.2	1203.3	1209.1	1220.7	1230.8	1203.3	1167.1	1154.1	1152.7	1157.0
30°	1307.5	1316.1	1314.7	1339.3	1372.5	1378.3	1337.8	1278.6	1239.5	1232.3	1238.1
32.5°	1429.0	1433.3	1430.4	1459.4	1549.0	1591.0	1485.4	1401.5	1349.4	1362.4	1349.4
35°	1657.5	1653.1	1621.4	1627.1	1700.8	1731.2	1630.0	1576.5	1551.9	1577.9	1572.2
37.5°	1854.1	1838.2	1812.3	1849.8	1926.5	1954.0	1848.4	1754.4	1709.5	1752.9	1771.8
40°	2020.5	1980.0	1943.9	1981.5	2084.1	2121.8	1967.0	1890.3	1873.0	1904.8	1945.3
42.5°	2160.8	2134.8	2087.0	2089.9	2157.9	2175.3	2050.9	2006.0	1988.7	2039.3	2059.5
45°	2260.6	2236.0	2191.1	2188.3	2240.3	2228.8	2117.4	2087.0	2097.2	2130.5	2140.6
47.5°	2311.2	2324.3	2298.2	2305.5	2332.9	2305.5	2217.2	2217.2	2194.0	2214.3	2204.2
50°	2457.3	2416.8	2450.1	2450.1	2479.0	2481.9	2393.6	2361.8	2299.7	2264.9	2264.9
52.5°	2628.0	2630.9	2643.9	2691.6	2740.7	2782.7	2656.9	2520.9	2416.8	2371.9	2366.1
55°	2768.2	2797.2	2849.3	2938.9	3080.6	3138.5	2921.5	2678.6	2551.3	2481.9	2467.4
56°	2844.9	2817.4	2907.1	3030.1	3215.2	3290.4	2965.0	2710.4	2570.1	2492.0	2490.6
57.5°	2771.1	2801.5	2863.7	3057.5	3284.6	3383.0	2980.9	2695.9	2494.9	2415.3	2422.6
60°	2188.3	2217.2	2301.1	2518.0	2873.8	2950.5	2522.4	2223.0	2043.6	1929.4	1930.8
62.5°	1238.1	1259.8	1324.8	1525.8	1747.2	1820.9	1572.2	1372.5	1248.2	1184.5	1164.3
65°	455.6	446.9	457.0	559.7	695.7	757.9	653.7	552.5	487.4	464.2	455.6
67.5°	170.7	157.6	147.5	157.6	198.2	209.7	192.4	160.5	150.4	154.7	157.6
70°	105.5	99.8	79.6	75.2	73.8	72.3	76.7	81.0	92.6	108.4	111.3
72.5°	73.8	69.5	56.4	53.5	50.7	49.2	56.4	62.2	72.3	83.9	85.3
75°	28.9	30.4	28.9	31.8	33.3	34.7	40.5	44.9	49.2	49.2	47.8
77.5°	5.8	5.8	8.7	11.6	14.5	18.8	27.5	31.8	33.3	31.8	27.5
80°	0.0	0.0	2.9	5.8	11.6	15.9	24.6	27.5	30.4	27.5	21.7
82.5°	0.0	0.0	2.9	7.2	11.6	14.5	23.2	28.9	33.3	30.4	23.2
85°	0.0	0.0	2.9	5.8	8.7	10.1	10.1	7.2	7.2	4.3	2.9
87.5°	0.0	0.0	0.0	0.0	0.0	0.0	0.0	0.0	0.0	0.0	0.0
90°	0.0	0.0	0.0	0.0	0.0	0.0	0.0	0.0	0.0	0.0	0.0

(END OF REPORT)